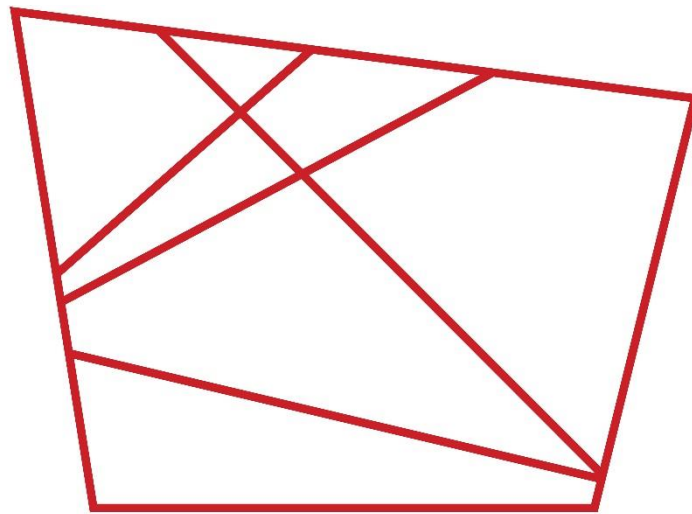


Studio

Updated 25 July 2018

Technical Co-ordinator: Gary Kennedy
P: (02) 4429 5751
M: 0421 229 640
E: techs@shoalhavenentertainment.com.au.



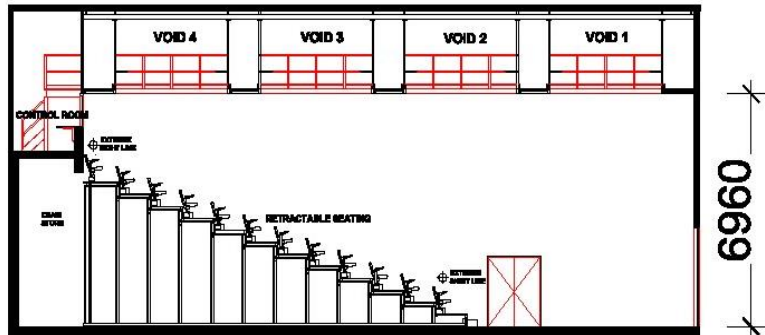
**SHOALHAVEN
ENTERTAINMENT
CENTRE**

1. Contents

2. Venue Capacity	3
3. Stage Measurements	3
4. Loading Bay	3
5. Rigging Points	4
6. Access Equipment.....	4
7. Lighting Circuits.....	4
8. Load in.....	5
9. Lighting Equipment.....	5
10. Sound Equipment.....	5
11. Projection	5
12. Talkback.....	5
13. Lighting Rig	6
14. Dressing Rooms.....	7
15. Other	7
16. Load Out	7
17. House Rules.....	7

2. Venue Capacity

- Seating in the studio is fully retractable.
- When deployed seating has a maximum capacity of 188 seated plus 2 wheelchair spaces



Elevation of Studio seating

3. Stage Measurements

- The Studio is located on the western side of the building. It opens onto the main foyer area.
- 11m wide and 6m deep
- The seating is fully retractable leaving a free space 21m x 11m.
- The floor is a sprung plywood sandwich construction topped with masonite.
- The floor capacity 500 kg/m²
- Rigging beams (RB3) safe working load 200kg/m (see drawing 4 for position)

4. Loading Bay

- The loading bay is located on the south side of the building. The floor is at stage level for both venues with an approximate drop to ground level of 900mm.
- Floor Capacity 750 kg/m²;

5. Rigging Points

- HB3 (see drawing 4)
- Three beams running full length of venue 200kg/m.
- Tabs Material: Wool
 - Colour: Black pleated
 - French Action
- Cyc Material: Filled cloth
- Legs Material: Wool
- Colour: Black pleated
 - Hung as false Proscenium and stage masking

6. Access Equipment

- A Genie GR20 mast lift is available within the confines of the building. Maximum platform height of 6.0m and a maximum platform load limit of 159kg
- Aluminium Extension Ladders: 4.2m - 7.78m, 150kg capacity
- Aluminium Step ladder: 4.5m, 150kg capacity
- Fibreglass Step ladder: 3.6m, 150kg capacity
- Fibreglass Step/extension ladder: 2.4m-4.11m, 150kg capacity

7. Lighting Circuits

Position	Description	Height above stage	10amp dimmable	20amp dimmable	10 amp non dim	Work light
Void 1	Circuited bar	7600mm	24	6	2	1
Void 2	Circuited bar	7600mm	30		2	1
Void 3	Circuited bar	7600mm	24		2	1
Void 4	Circuited bar	7600mm	18		2	1
USPS	Patch panel		3	3	2	
USOP	Patch panel		3	3	2	
CSPS	Patch panel		6			
CSOP	Patch panel		6			
DSPS	Patch panel		3			
DSOP	Patch panel		3			
TOTALS			120	12	12	4

Non dimmed circuits throughout building hard wired to Bytcraft Solution 12 10amp dimmers with hard switching.

8. Load in

Venue access on show day is strictly between the hours highlighted in the contracted schedule. The venue will be closed and any crew, associates, deliveries and caterers will not have access to the venue until the start of the load in - indicated in the schedule.

Coming from Sydney, turn right after Nowra Bridge onto Bridge Rd. Turn left off Bridge Road into Graham St and then left into car park. Bollards can be removed on request (if trucks are over 5t.etc). On arrival go to Loading Dock door. The Duty Tech will open loading dock door at the start of the load in – indicated in the schedule.

The loading bay is located on the south western corner of the building (the rear). The dock is 900mm high and a flat load to the stage.

Load in Rules

All stage gear must go onstage

Absolutely no gear is allowed to stay or be stored in the auditorium

Only the Duty Tech is permitted to unlock any door to any part of the building. No other doors can be used for loading other than the loading dock door.

The Duty Tech is available from load in to assist with the provisions of the House facilities.

9. Lighting Equipment

- Standard rig Control
- Strand Palette
- Dimmers
- Bytecraft Solution 12 10amp
- 48 x dimmers

Profiles

- 12 x Selecon Pacific 12/28 1k
- 6 x Selecon Pacific 23/50 1k Fresnels
- 12 x Selecon Rama HP 1.2k

PARS

- 8 x Kupo Multi PARs

10. Sound Equipment

- Control: Yamaha M&CL48 or Yamaha LS9 16
- 2 x Speakers: PRX512 (from main room)
- 4 x QSC K8
- 4 x QSC KW 122
- 4 x QSC K-Sub

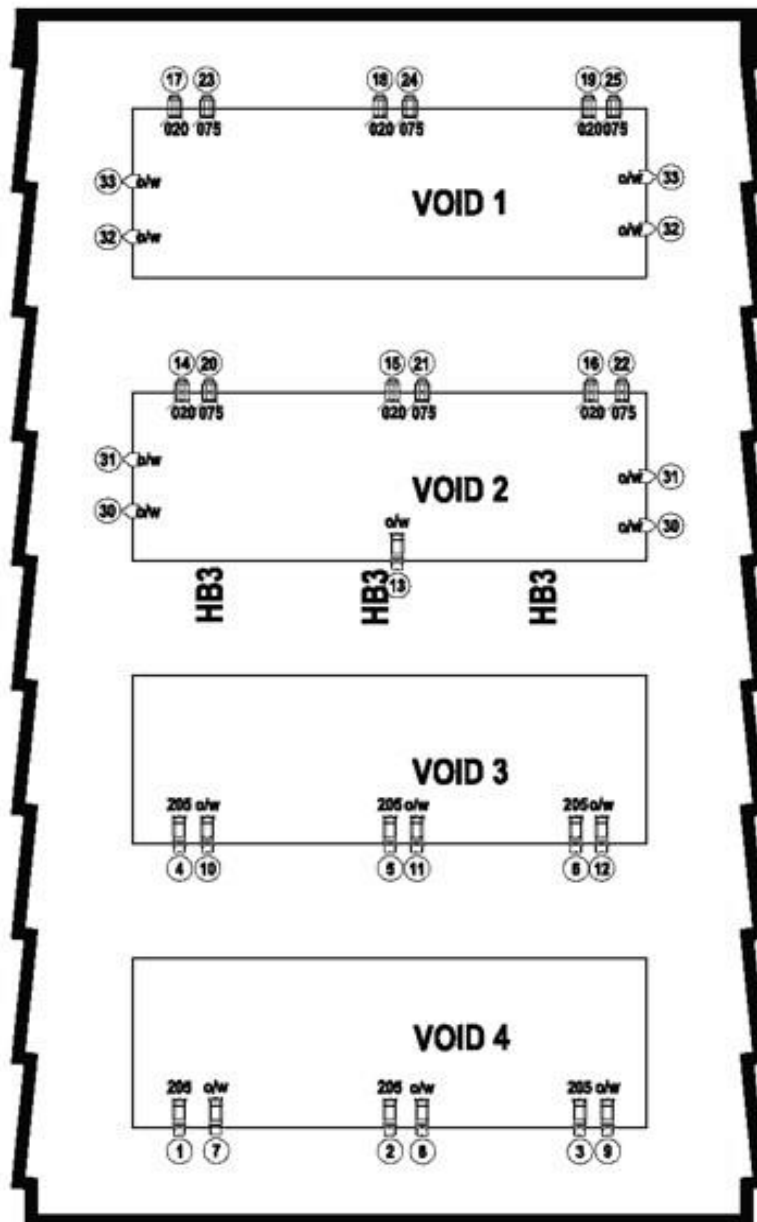
11. Projection

- Projector: Sony FX 52

12. Talkback

- Jands Ezicom E400 master station 4 Headsets and Belt packs
- Stage Managers Desks
- Each venue has its own desk with paging and talk back capability

13. Lighting Rig



14. Dressing Rooms

Behind the main auditorium theatre at stage level are

- 2 large dressing rooms capable of taking 15 people each
- 2 small dressing rooms for 2 people

Each dressing room has a shower and toilets.

Laundry facilities: Washing and drying facilities are located in the loading dock area.

Two rehearsal/dressing rooms for 8 to 10 people each are also located on the floor below the auditorium stage. A single shower and toilet is located between these rooms.

15. Other

- Grand Piano: Bechstein 9' 2" Concert Grand
- Unique 2 Hazer:

16. Load Out

Load out should be carried out safely and immediately after the performance ends

Next Day Pickups

- Next day pickups are not possible unless arranged at least 3 weeks prior to event date with techs@shoalhavenentertainment.com.au.
- Any such equipment must be left at the loading dock.
- A pickup time must be pre-arranged with techs@shoalhavenentertainment.com.au and be reconfirmed with the Duty Tech on the night
- Next day pickups will incur a fee

17. House Rules

House rules are made so that work in progress is as smooth as possible whilst still maintaining all precautions regarding the facilities, fixtures, fittings, finishes and property of the theatre.

- All doors, Stage or House must be clear to open or close
- All FOH equipment must fit within the FOH control area
- All stage gear must enter via the loading dock door
- Only House Personnel may unlock or open any auditorium or foyer doors
- Seats, backrests or armrests cannot be used as a step or be stood on
- Only House Personnel are permitted in the roof or Grid
- No smoking in any part of the venue or within 10m of a door or window
- Only qualified riggers may rig
- Do NOT TOUCH stage drapery, do not untie it, do not GAFF it to your gear
- GAFF tape may only be used in the stage area
- Check with BOH manager for any uncertainties
- If you need anything at all please ask the BOH manager